



Tender No. 0311/2021 Evaluation Report for the Procurement of Microscope with attached camera for undergraduate classes, Department of Anatomy & Histology UVAS, Lahore. Due on 10-11-2021


Sr #	UVAS Specification	Qty	M/s S.R. Traders Description	M/s RAAB Scientific Solutions Description	M/s Unique Traders Description
1	<p><b>Procurement of Trinocular Microscope with Camera</b>                      Infinity Optical System                      LED Light Source, AC adapter                      Quadruple nosepiece with inward-facing                      Binocular tube FN 20, Tube Inclination 30 Degree,                      360 Rotatable Eyepiece height adjustment,                      Interpupillary Distance Adjusting Range 48-75m,                      Eyepoint adjustment: 370.0 – 432.9 mm                      Wide field eyepiece 10X, FN20 focusable                      Stage height movement (coarse movement stroke: 15 mm),                      coarse adjustment limit stopper,                      Torque adjustment for coarse adjustment knob,                      Fine focus knob (minimum adjustment gradations: 2.5 µm)                      Coarse and fine focusing knobs on both sides                      Condenser NA 1.25                      Complete specification is attached as per tender documents</p>	1	<p><u>Microscope</u>  <u>Trinocular Brightfield</u>  <u>Microscope</u>                      Model: B-293PLI, Optika (Italy),                      Interpupillary distance (mm) 48-75,                      Eyepieces (mm) 20, Dimensions (mm)150x139, Moving range (mm)75x33, Condenser - single position                      Camera:                      Model: C-WH5, Optika (Italy),                      Resolution 2592x1944, HDMI resolution (MP)2, WiFi resolution (MP)5                      M/S S.R. Traders has not fulfilled the mandatory requirements of the tender as well as comply the technical specification of procurement of microscope with attached camera. Hence, <u>M/s S.R. Traders is technically disqualified.</u></p>	<p><u>Olympus Trinocular Microscope</u>  <u>Model: CX23LED Manufacturer: Olympus Co. Japan.</u>  <u>Country of Origin: China, HDMI C-mount camera</u>, 6 MP still resolution 3264x1836, 2MP live video 1920-1080 with 30 and 60 fps, video record: 1080p with 30 fps, output: HDMI, USB 2.0, SD card, software: IS capture full parameter control and C mount adaptor (0.5X), mouse &amp; HDMI cable                      RAAB Scientific Solutions has fulfilled the mandatory requirements of the tender as well as comply the technical specification of procurement of microscope with attached camera. Hence, <u>M/s RAAB Scientific Solutions is technically qualified.</u></p>	<p>M/S Unique Traders has not fulfilled the mandatory requirements of the tender as well as literature and other helping documents are not provided. Hence, <u>M/s Unique Traders is technical disqualified.</u></p>


  
 Chairman, Parasitology  
 Convener

  
 Director, Microbiology  
 Member

  
 Prof. Dr. Ali Raza Awan  
 Member


  
 Prof. Dr. Hafsa Zaneb  
 Member

  
 Prof. Dr. Asim Aslam  
 Member

  
 Director, IBBT  
 Member

  
 Deputy Treasurer (R & R)  
 Member

  
 Resident Auditor  
 Member

  
 Incharge Purchase Cell  
 Member / Secretary

NO: ANAT = 14009  
 DC = 02/12/2021

**UNIVERSITY OF VETERINARY AND ANIMAL SCIENCES, LAHORE.**  
 Comparative Statement

Tender No. 0311/2021 Tender Opening / Due Date: 24-11-2021

Procurement of Microscope with attached camera for undergraduate classes, Department of Anatomy & Histology UVAS, Lahore. Due on 10-11-2021

Sr #	UVAS Tender/ Specifications	Required Qty as mentioned in tender documents	Vendr specifications as mentioned in his quotation	Unit Price/ each/Pak Rupees	Remarks
1	Procurement of Trinocular Microscope with Camera Quadruple nosepiece with inward-facing Binocular tube FN 20, Tube Incination 30 Degree, 360 Rotatable Eyepiece height adjustment, Interpupillary Distance Adjusting Range 48-75m, Eyepoint adjustment: 370.0 – 432.9 mm Wide field eyepiece 10X, FN20 focusable Stage height movement (coarse movement stroke: 15 mm), coarse adjustment limit stopper, Torque adjustment for coarse adjustment knob, Fine focus knob (minimum adjustment gradations: 2.5 μm) Coarse and fine focusing knobs on both sides Condenser NA 1.25 Complete specification is attached as per tender documents	01-No	<u>Olympus</u> Tricocular Microscope Model: CX23LED Manufacturer: Olympus Co. Japan. Country of Origin: <u>China, HDMI C-</u> mount camera , 6 MP still resolution 3264x1836, 2MP live video 1920-1080 with 30and 60 fps, video record: 1080p with 30 fps, output: HDMI, USB 2.0, SD card, Complete specification is attached as mentioned in quotation.	526,500/-	

GST / PST Included

Name of Standing Purchase Committee alongwith sign and stamp.

Mr. Muhammad Umar  
 Treasurer (Convener)

Rana Arifjad Iqbal  
 Director, Sports (Member)

Project Director  
 Building & Works / Member

Prof. Dr. Masood Rabbani  
 Dean, FVS

**PROF. DR. HAFSA ZANEB**  
 Department of Anatomy & Histology  
 University of Veterinary & Animal  
 Sciences, Lahore Pakistan  
 P.D.P. Director / Chairman / Requesting Deptt.

Resident Auditor or his representative  
 Member

Prof. Dr. Kamran Ashraf  
 Chairman, Deptt of  
 Parasitology/Member

Mr. M. Rizwan Saleem  
 Director, IT Center (Member)

Ch. Muhammad Shafique  
 Incharge Purchase Cell, Member/Secretary